

Audi

Please give copies to
all your Audi Technicians

Important! Technical Bulletin

Subject: Navigation System, Instructs Driver to turn Before or After Designated Intersection.

Group: 91

Number: 00-09

Model(s): TT Coupe, Roadster

2000, 2001

Date: Dec. 5, 2000

Condition

The navigation system instructs the driver to turn approx. two hundred feet before or after the designated intersection.

Production

Pulse number per wheel rotation specification for MQ350 transmissions changed to 7 after VIN: 8N_11017519.

Service

Condition may be caused by the adaptation specification for pulse number per wheel rotation initially set at 8 while the vehicle is equipped with the MQ350 transmission which has 7 pulses per wheel rotation.

A new 2000 Navigation Compact Disc (CD) will be sent to all customers who have been issued a 1999 Navigation (CD).

This 2000 Navigation CD is equipped with auto-calibration which compensates for different adaptation values for pulse number per wheel rotation.

If a customer with a vehicle produced prior to VIN: 8N_11017519 experiences this condition and has not received their new CD:


Re-adapt the pulse number per wheel rotation specification from 8 to 7 as follows:

- Connect the VAS 5051 Diagnostic tool.
- Switch ignition ON.
- From VAS 5051 Start-up screen, select "Vehicle self diagnosis".

(Cont. on Page 2)

C 91-00-09

1



Important!

Audi

Please give copies to
all your Audi Technicians

Technical Bulletin

Vehicle Self-Diagnosis	
Select vehicle system	
56 - Radio 66 - Seat /mirror adjustment 76 - Parking aid 17 - Dash panel insert 37 - Navigation ← 47 - Sound system 67 - Voice control 08 - Air conditioning /heating electronics 18 - Additional/auxiliary heating 09 - Electronic central electrics	<input type="button" value="Test Instruments"/> <input type="button" value="Go to"/> <input type="button" value="Print"/> <input type="button" value="Help"/>
01-A046	

← – Select vehicle system “37-Navigation” (use scroll bar at right if necessary).


Vehicle Self-Diagnosis	
37- Navigation 4B0919887B Navigation BNO 0001 Coding 0 Dealership number XXXX	
Select diagnosis function	
02 - Interrogate fault memory 03 - Final control diagnosis 04 - Basic settings 05 - Erase fault memory 06 - End output 07 - Code control module 08 - Read data block 09 - Reading individual measuring value 10 - Adaption ← 11 - Login procedure 15 - Readiness code	<input type="button" value="Test Instruments"/> <input type="button" value="Go to"/> <input type="button" value="Print"/> <input type="button" value="Help"/>
01-A047	

← – Select diagnosis function “10- Adaption” (arrow).

Vehicle Self-Diagnosis																
10 – Adaption																
37 – Navigation 4B0919887B Navigation BNO 0001 Coding 0 Dealership number XXXX																
Enter channel number max. input value = 99																
<table border="1" style="margin-left: auto; margin-right: auto;"> <tr><td colspan="3" style="text-align: center;">2</td></tr> <tr><td>1</td><td>2</td><td>3</td></tr> <tr><td>4</td><td>5</td><td>6</td></tr> <tr><td>7</td><td>8</td><td>9</td></tr> <tr><td>C</td><td>0</td><td>Q</td></tr> </table>		2			1	2	3	4	5	6	7	8	9	C	0	Q
2																
1	2	3														
4	5	6														
7	8	9														
C	0	Q														
<input type="button" value="Test Instruments"/> <input type="button" value="Go to"/> <input type="button" value="Print"/> <input type="button" value="Help"/>																
01-A048																

← – Input “2” for “channel 2” on keypad.
– Press “Q” on keypad to confirm.

(Cont. on Page 3)



Important!

Audi

Please give copies to
all your Audi Technicians

Technical Bulletin

Vehicle Self-Diagnosis	37 – Navigation
10 – Adaption	4B0919887B
Read and test channel 2	Navigation BNO 0001 Coding 0 Dealership number XXXX

0 8 16

Keyboard

Test Instruments Go to Print Help

01-A049

- ◀ Bar graph shows current pulse number for wheel rotation “8”.
 - Press keyboard (arrow).

Vehicle Self-Diagnosis	37 – Navigation
10 – Adaption	4B0919887B
Enter adaption value max. input value = 0 ...65535	Navigation BNO 0001 Coding 0 Dealership number XXXX

7

1 2 3
4 5 6
7 8 9
C 0 Q

Test Instruments Go to Print Help

01-A050

- ◀ – Input adaption value “7” for channel “2” pulse number per wheel rotation on keypad.
 - Press “Q” on keypad to confirm.

Vehicle Self-Diagnosis	37 – Navigation
10 – Adaption	4B0919887B
Read and test channel 2	Navigation BNO 0001 Coding 0 Dealership number XXXX

0 7 16


Keyboard Save

Test Instruments Go to Print Help

01-A051

- ◀ Bar graph shows current pulse number for wheel rotation “7”.
 - Press save (arrow).

(Cont. on Page 4)



Important!

Audi

Please give copies to
all your Audi Technicians

Technical Bulletin

Vehicle Self-Diagnosis	37 – Navigation
10 – Adaption	4B0919887B
Save channel 2	Navigation BNO 0001
	Coding 0
	Dealership number XXXX
Original value 8	
	New value 7
Accept	
<input type="button" value="Test Instruments"/> <input type="button" value="Go to"/> <input type="button" value="Print"/> <input type="button" value="Help"/>	
01-A052	

◀ – Press accept (arrow) to save channel 2 value.

Vehicle Self-Diagnosis	37 – Navigation
10 – Adaption	4B0919887B
Save channel 2	Navigation BNO 0001
Value 7 saved	Coding 0
	Dealership number XXXX
Accept	
<input type="button" value="Test Instruments"/> <input type="button" value="Go to"/> <input type="button" value="Print"/> <input type="button" value="Help"/>	
01-A053	

◀ Screen shows channel 2 value 7 saved (arrow).

- Select “Go to” on navigation bar, then select “Exit”.
- Switch ignition OFF.
- Remove VAS 5051 Diagnostic tool.

**When procedure applies to vehicles with-
in the New Vehicle Limited Warranty, use
the following:**

Part Identifier:	9118
Labor Operation:	91181500 20 TU