

Audi

Important!

Please give copies to
all your Audi Technicians

Technical Bulletin

**Subject: Replacement Coil Connector with Slip Ring
(Spiral Spring), Removing Additional Wiring**

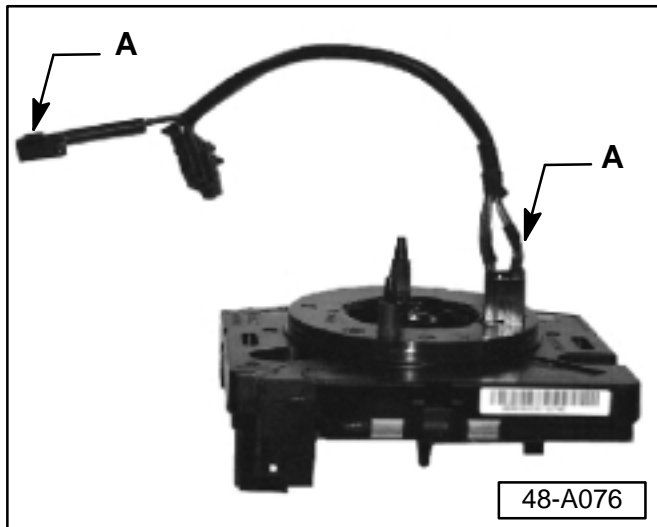
Group: 48

Number: 01-01

Model(s): TT


2000, 2001

Date: Jan. 30, 2001



Condition

- ◀ Spiral spring, Part No: 1J0 959 654Q currently supplied as a replacement part includes a connector and wiring -A- which is used for heated steering wheel applications.



Service

Prior to installing Part No:1J0 959 654Q:


CAUTION!

***Part numbers are for reference only.
Always check with your Parts Dept. for
the latest parts information.***

Remove connector -A- and wiring (Brown 0.3mm and Black 0.3mm wires) for heated steering wheel application as follows:

- ◀ – Disconnect connector -A- for Brown 0.3mm and Black 0.3mm wires from spiral spring.

(Cont. on Page 2)




Audi


Important!

Please give copies to
all your Audi Technicians

Technical Bulletin



- ◀ – Cut wires above removed connector (arrow).
- Pull connector -A- and wires from protective sleeve and discard.



- ◀ – Install spiral spring (see Repair Manual CD-Rom Repair Group-48).